


MOVING TO SECONDARY SCHOOL



ST ALOYSIUS
COLLEGE

Chris
2011

MOVING TO SECONDARY SCHOOL



Chris Curmi

**CHARACTER & ART DESIGNS
BY CHRISTIAN CURMI**

IN COLLABORATION WITH



ST ALOYSIUS
COLLEGE

Dear student,
Welcome to secondary school!
We have prepared this booklet to help you settle quickly and well at College. We hope that you will find it useful, but keep in mind that if you have any questions, we are here to help you. Together, we will make your experience at school as positive and memorable as possible!



- Fr Jimmy Bartolo sj (Rector)
rector@staloysius.edu.mt



- Mr Edwin Ungaro (Head of School)
eungaro@staloysius.edu.mt



Your main contacts for Form 1:



- Ms Roberta Vella (Assistant Head - Form 1)
roberta.vella@staloysius.edu.mt



- Ms Angele Briffa (Coordinator for Diversity in Learning)
abriffa@staloysius.edu.mt



- Ms Suzanne Pace (School Counsellor)
suzanne.pace@staloysius.edu.mt



- Ms Antonella Sant (Prefect - Form 1)
antonella.sant@staloysius.edu.mt



Tel: 22793000



Website: www.staloysius.edu.mt

Facebook: St Aloysius College - Malta





We know you have lots of questions!
Here you will find answers to the
most popular ones...

HOW DO I GET TO THE NEW SCHOOL?



IF travelling by minibus...

Minibus transport is available to most areas around Malta. You will be provided with a list of contact numbers of garages.



IF travelling by public transport...

Make sure that you know where you need to catch the bus, at what time and also where to get off. Make a note of contact numbers that can be used in an emergency.



IF by walk...

It is a good idea to walk to school before the first day of school, so you know how long it will take. Remember the safety rules relating to strangers. If you are approached by anyone you do not know, then inform your parents and your Division Prefect.



IF parents/guardians will bring you to school...

Your parents/guardians can decide to drive you to school.

Cycling to school is also an option.

TAKE NOTE:

Whichever means of transport
you choose, remember to be
at school by **7:30 AM** latest.



WHAT IF I GET LOST AT SCHOOL?

When moving up to secondary school, you
will find it is much **BIGGER!** It will take time to
get used to everything.

REMEMBER:

You can always ask older
students and adults at school.
We are all willing to help.

HELPFUL TIPS:



1. Refer to the school map at the back of this booklet. The map will outline all classrooms for you.
2. Walk with other students. You can work it out together and if you get lost you will have someone to guide you.
3. If you do get lost, do not panic, there is always someone who will help!



WHAT WILL MY STUDIES BE LIKE?

You will have a great variety of new and interesting subjects; such as Geography , History , Science , I.T. , Foreign Languages , Creative Arts , Sports Education  and Social Studies 

This might seem challenging, but it will be a new experience for EVERYONE.



As From Form 1, you will be following the **Learning Outcomes syllabi**. This means that your assessment will be continuous, and you will need to be organised and revise your work regularly.

Continuous assessment means that you will have specific tasks throughout the scholastic year, which will replace the mid-yearly examinations. However, the overall mark of these tasks will contribute to your end of year mark together with the annual examination.

REMEMBER: 

IF YOU FEEL YOU HAVE ANY PROBLEMS COPING WITH THE WORK TALK TO YOUR ASSISTANT HEAD, PREFECT, TEACHERS AND LSES ABOUT THIS.

MORE SUBJECTS, MORE EDUCATORS?

Oh yes! Instead of one teacher you will be taught by 10 or 11 teams. In many of your lessons there will also be one or more Learning Support Educators (LSEs). LSEs are there to help you with any difficulties you may have. There will be an LSE for the different subjects you are learning, and therefore the class team is made up of a teacher and an LSE.



WILL I MAKE NEW FRIENDS?

Your Friends From year 6 will be going to school with you, and you will also meet new boys in your class. What's more, you will be invited to participate in a team building activity, peer preparation program, and the buddy system. Remember you are NOT ALONE Feeling nervous! One of the most important things to remember when making new friends is to smile.



WHAT IS NOT ACCEPTABLE AT SCHOOL?

- Bullying
- Fighting
- Foul language
- Destructive and ridiculing comments
- Disturbing the lessons
- Damaging/vandalising school property

Rules are simple and will be explained to you by your Division Prefect and your teachers.



School rules are important to keep order and structure. They are also there for your own safety and that of others. They teach you how to be responsible and respectful.

HERE ARE SOME OF THE RULES




1. UNIFORM AND HAIRSTYLE

Make sure that you look smart and in Full uniform. Keep your hair short and neat.

WINTER UNIFORM

- Undervest
- Long-sleeved white shirt
- School tie
- Grey V-necked Jersey
- Grey trousers
- Black belt
- School blazer
- Black shoes



SUMMER UNIFORM

- Undervest
- Short-sleeved white shirt with school badge
- Cream trousers or shorts
- Black or brown belt
- Black or brown shoes

ADDITIONAL INFORMATION:

- School bag:** You can use any kind of school bag
- School diary:** Make sure you have one which includes a timetable
- Stationery list:** We don't provide a list, however your teachers will tell you what to buy once school starts
- Sports shoes:** They can be any colour and non-marking

2. PUNCTUALITY

- Unless you have a valid reason, always be on time in the morning and for the lessons.
- Whenever you arrive late (after 7:40) wait for the Division Prefect near the Prefects' office. Don't go to class.



3. YOUR PERSONAL DEVICES

- Mobile phones, MP3 players, gaming consoles, iPads and tablets should not be brought to school.
- Special concessions on rare occasions need to be approved by the Assistant Head.



4. WHILE IN THE CLASSROOM...

- stand up when an adult enters the class
- behave both during lessons and between lessons
- keep your desk organised
- make sure your classroom is clean and tidy
- listen to your teachers
- raise your hand whenever you need to ask something
- avoid talking in class during an explanation or a task



ENGLISH
MATHS

- During lining up, make sure you listen to your Division Prefect



5. OUTSIDE THE CLASSROOM...

- No running in the corridors, classrooms, and stairs



6. IN BETWEEN LESSONS...

- There is a 1-minute break between one lesson and another, called 'changing of periods'. During the changing of periods prepare for the next lesson

Remember, no running and shouting in class is allowed!



WHAT DO I DO IF SOMETHING IS UPSETTING ME?

Going from the oldest in primary school to youngest in secondary school can be scary... IF you do feel that you are being bullied at school, then it is important to tell someone you trust. This could be a friend, teacher, LSE, parent, Division Prefect, Assistant Head, or another adult.



WHAT WILL OUR SCHOOL DAY BE LIKE?

School starts at 7.30 am with the assembly and finishes at 14.30 pm. Form 1 and Form 2 students meet in the inner ground, where the Division Prefect lines you up according to your class at 7.30 am. Lessons will then start at 7.40 am.

You will have 8 lessons of 40 minutes each.



You will be given your timetable on your first day of school.
Teachers will help you to understand and get used to the timetable.

7.30—Assembly (in the Inner ground)

7.40—8.20 1st lesson

8.20—9.00 2nd lesson

9.00—9.40 3rd lesson

9.40—10.10 BREAK

10.10—10.50 4th lesson

10.50—11.30 5th lesson

11.30—12.10 6th lesson

12.10—13.10 BREAK

13.10—13.50 7th lesson

13.50—14.30 8th lesson

During second break, you can enjoy a range of activities: different sports
and tournaments, indoor games and clubs, Ekoskola, students' council,
and other clubs.



WHAT SHOULD I TAKE TO SCHOOL FOR LUNCH?

The school day is longer than at primary school. As you can see in the timetable on [page 11](#) you will have two breaks:

Mid-morning break - 9.40-10.10

Lunch break - 12.10-13.10



Make sure you get enough to **drink** (preferably water) and **eat** for both breaks.



There is also a tuck shop available where you can buy some goodies if you are still hungry.



That's all for now!
We hope we have
answered your questions!

One last piece of advice:
Remember moving to secondary
school should be an exciting
time, with a chance to
learn, develop and grow...



SO ENJOY IT!



All Floors are accessible with a lift and bathrooms available on all Floors.

Second floor :

Form 1, 2, and 3 classrooms; subject rooms; Prefects' (Forms 1-3); Offices and Assistant Heads offices; Guidance Room; School Counsellor's Office

First Floor :

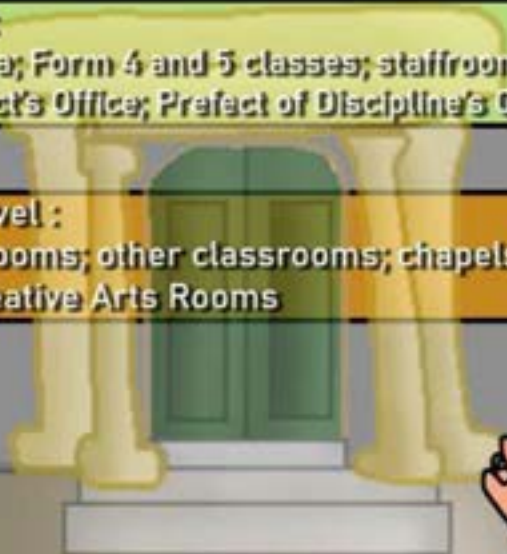
Offices; resource rooms; library; staff room; science labs; Rector's and Head of School's Offices; Assistant Head's Offices; Coordinator for Diversity in Learning Office; Chaplaincy Office; Copytime (Photocopying & Stationery Services); IT Labs

Ground Floor :

Reception Area; Form 4 and 5 classes; staffroom; chapel Division Prefect's Office; Prefect of Discipline's Office

Basement Level :

Labs; PSCD rooms; other classrooms; chapels; VET Labs; Creative Arts Rooms







**CHARACTER & ART DESIGNS BY
CHRISTIAN CURMI**




**ST ALOYSIUS
COLLEGE**

 W: www.staloyisus.edu.mt

 E: info@staloyisus.edu.mt

 T: 2279 3000

 Facebook: St Aloysius College – Malta