

# Design a Bee-Friendly Garden Activity

Draw your plan. Be sure to include bee-friendly food, water, shelter/nest sites and a seating area to listen and watch the busy bees.



## Key

A wooden bee board with holes for bees to rest at.

Water trough with marbles or pebbles.


Do not use pesticides as these harm bees.

Have different plants that flower through different seasons.

Add flowers rich in pollen.

# Design a Bee-Friendly Garden Activity









Draw your plan. Be sure to include bee-friendly food, water, shelter/nest sites and a seating area to listen and watch the busy bees.



# Design a Bee-Friendly Garden Activity

Draw your plan. Be sure to include bee-friendly food, water, shelter/nest sites and a seating area to listen and watch the busy bees.



Key	
house	
tree	
path	
pond	
bug hotel	
sun	
sky	
bee	

ms. ingrid  
H.V. 90 P3

# Design a Bee-Friendly Garden Activity

Draw your plan. Be sure to include bee-friendly food, water, shelter/nest sites and a seating area to listen and watch the busy bees.



Key	
	flower
	bench
	bee
	water box
	log
	path
	grass
	pond



slavin col prep 3 Ms ingrid

visit [twinkl.com](https://www.twinkl.com)



# Design a Bee-Friendly Garden Activity

Draw your plan. Be sure to include bee-friendly food, water, shelter/nest sites and a seating area to listen and watch the busy bees.











# Design a Bee-Friendly Garden Activity

Draw your plan. Be sure to include bee-friendly food, water, shelter/nest sites and a seating area to listen and watch the busy bees.

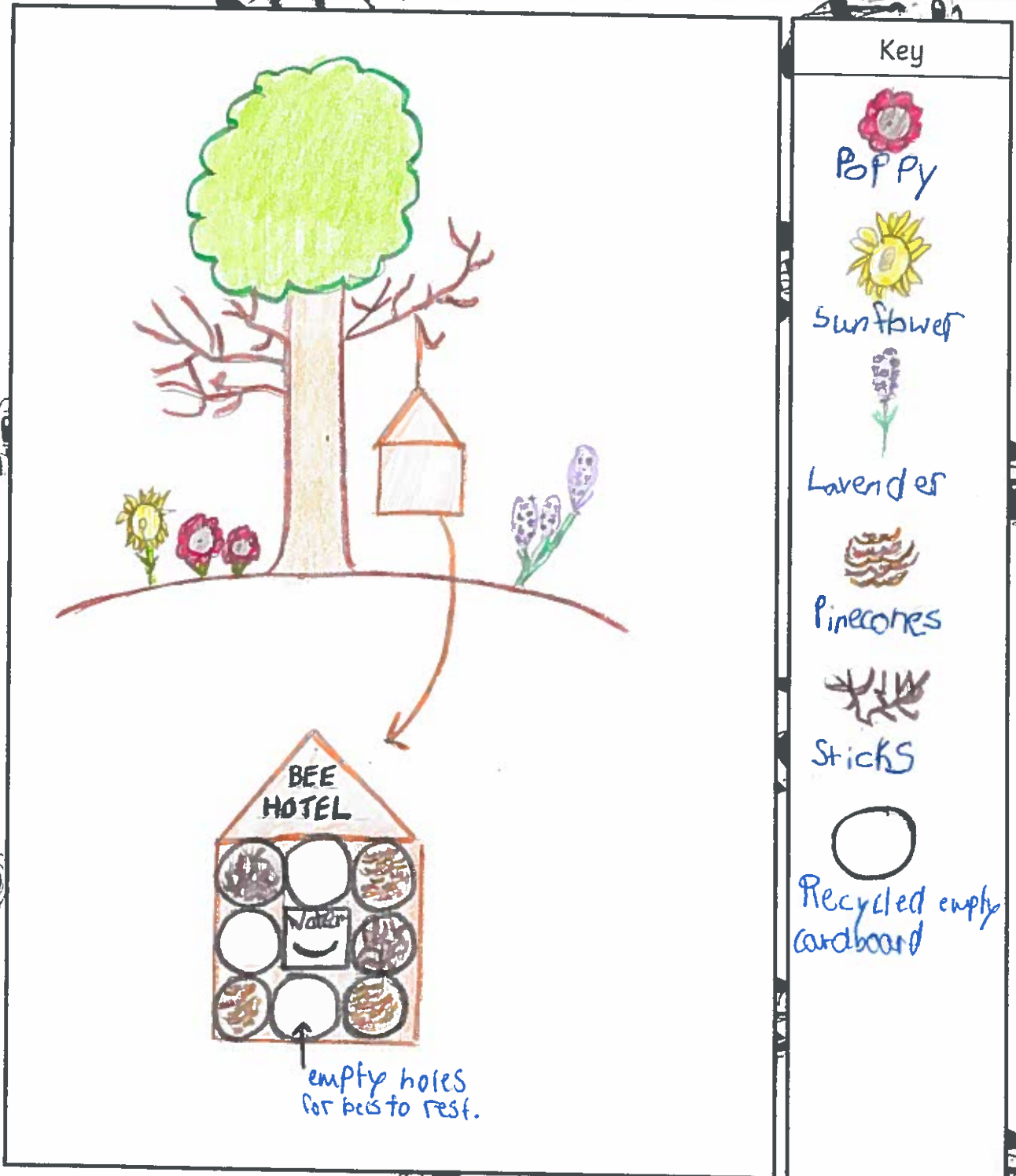


## Key

-  house
-  tree
-  table
-  chair
-  flower
-  bee
-  butterfly
-  flower
-  water

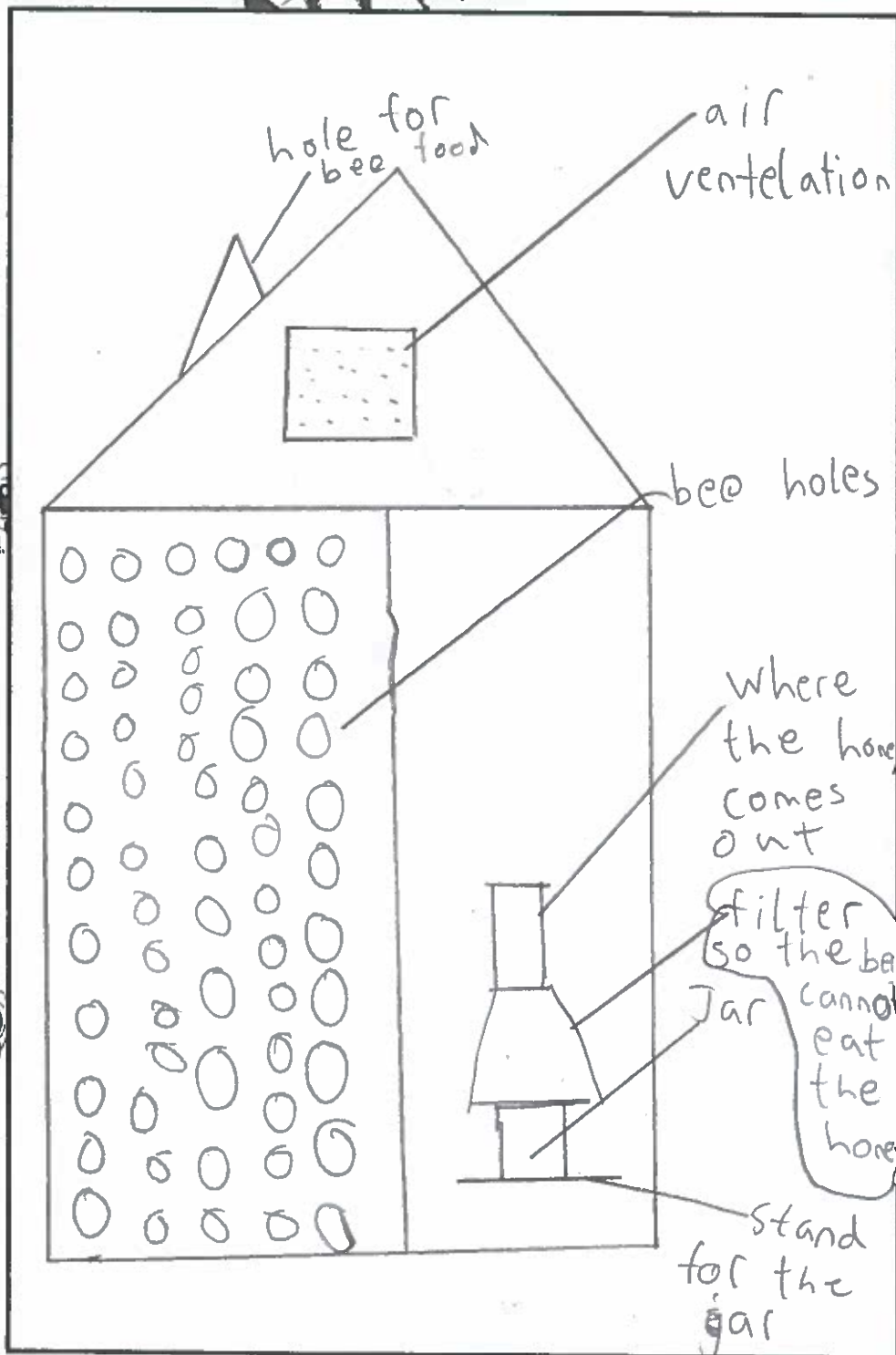
# Design a Bee-Friendly Garden Activity

Draw your plan. Be sure to include bee-friendly food, water, shelter/nest sites and a seating area to listen and watch the busy bees.



# Design a Bee-Friendly Garden Activity

Draw your plan. Be sure to include bee-friendly food, water, shelter/nest sites and a seating area to listen and watch the busy bees.



## Key

The bees produce the honey in their holes. the honey goes to the back of the building trough this pipe with a filter so the bees wont fall in. The honey will go trou this pipe that shows outside into the jar. you can pour

Susie Zammit

# Design a Bee-Friendly Garden Activity

Draw your plan. Be sure to include bee-friendly food, water, shelter/nest sites and a seating area to listen and watch the busy bees.



Key
water bed
bee hive
bees
pollen
sunshine
clouds
grass
bushes
flowers

# Design a Bee-Friendly Garden Activity

Draw your plan. Be sure to include bee-friendly food, water, shelter/nest sites and a seating area to listen and watch the busy bees.



Key	
1	Shallow Bee Pond
2	Bee friendly flower bed
3	Bee nest
4	observation area.